

GÖLZ®



Wire Saws

www.golzgroup.com

Portable compact wire saw for small cutting jobs from 400x400 mm to 800x800 mm



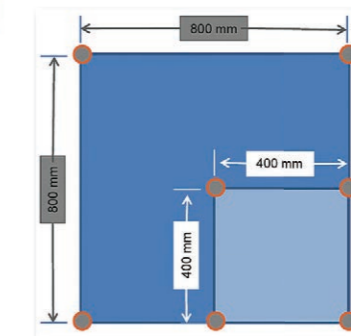
Compact wire saw based on core drill rig KB400 for small cutting jobs

Especially designed for small and precise cutting jobs, either dry or wet.

Based on the modular Gölz system, the KS400 can be converted to a core drill rig within a few minutes.

Wire drive:

Driven by a single phase, 3,3 kW core drill motor and automatic feeding unit BorMatic80. Good cutting performance in reinforced concrete steel, dry or wet, by using premium 8 mm Gölz diamond wire.



Gölz BorMatic, auto feed for core drill and wire saw rigs

Specifications	GÖLZ KS400
Drive	electric
Power	3,3 kW
Wire storage	2,40 meter
Wire-Ø	200 mm
Drive-Ø	400 mm
Dimensions (LxWxH)	550 x 810 x 1.100 mm
Weight complete	98 kg
Order number	0283 400 1000



KS400 is based on core drill rig KB400



Maximum safety by two-piece wire guard, easy to assemble



Modular Gölz pulley system with quick release for easy transport and setup



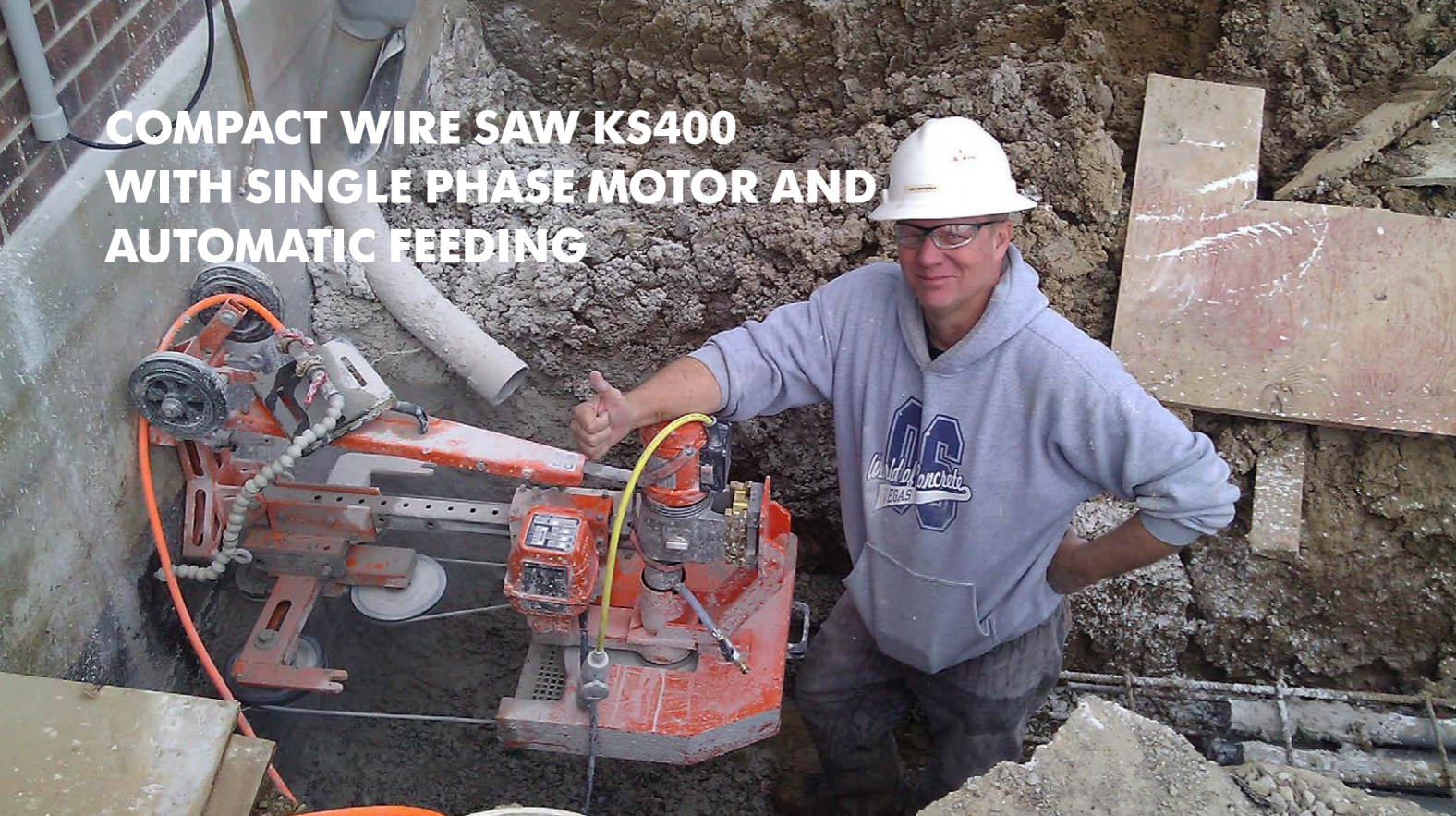
Drive wheel Ø 400 mm for excellent wire transmission



230 Volt - single phase motor drives the wire saw

Accessories	Order number
Guiding wheel with holder	0283 410 0039
Back cover, A, by meter	0283 100 0761
Back cover, B, by meter	0283 100 0762
End part of back cover A	0283 100 0768
End part of back cover B	0283 100 0765
Water lance with key	0283 100 0531
Water nozzle for dowel	0283 100 0510

**COMPACT WIRE SAW KS400
WITH SINGLE PHASE MOTOR AND
AUTOMATIC FEEDING**



**GÖLZ KS 400 -
Dry wire sawing of granite pillars**



DRY WIRE SAWING

- Historical buildings
- Occupied offices or buildings
- small cuts and openings



Compact and high performance wire sawing in construction structures

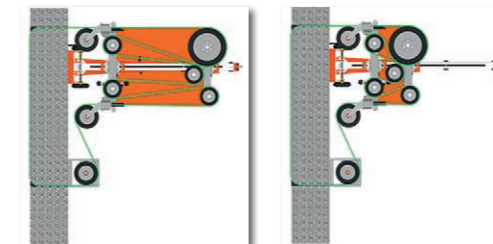


Safe and clean, dry and wet wire sawing

The most efficient solution for wire sawing in reinforced concrete and brickwork.

Based on the modular Gölz system, the KS600 wire saw can be setup in short time. Conversion to a core drill rig within just a few minutes.

- Wire saw is based on KB500 core drill rig
- Easy setup by modular quick release system
- Drive motor and feed motor can be attached simply by quick connectors
- Wire storage 5,5 m
- Quick, reliable and safe working by directly attaching the wire saw to the cutting surface
- Wire guard allows safe and clean operation
- Wire storage optimized by using corner pulley



Specifications	GÖLZ KS600
Drive	hydraulic
Power	30 l/min at 250 bar
Wire storage	5,50 meter
Wire pulley-Ø	200 mm
Drive pulley-Ø	400 mm
Dimensions (LxWxH)	650 x 850 x 1.820 mm
Weight	128 kg
Order number	0283 600 1000



KS600 is based on drill rig KB500



Maximum safety by two-piece wire guard, easy to assemble



Modular Gölz pulley system with quick release for easy transport and setup




Feeding motor



Hydraulic motor

Accessories	Order number
Guiding wheel with holder	0283 410 0039
Front cover, 2 meter	0283 100 0766
Back cover, A, by meter	0283 100 0761
Back cover, B, by meter	0283 100 0762
End part of back cover A	0283 100 0768
End part of back cover B	0283 100 0765
Water lance with key	0283 100 0531
Water nozzle for dowel	0283 100 0510

Drive unit HA15S with remote control suitable for hydraulic wire saws and drilling



- Remote control for wire saw drive motor and hydraulic feed motor
- Water cooled oil cycle
- 3 separate oil cycles (30 l/min and 40 l/min for hydraulic drive, 6 l/min for feeding motor)
- Electric motor can be disassembled for easy transport




Specifications	GÖLZ HA15S
Motor	3 phase electric motor
Power	15 kW
Voltage	400 V, 32 A
Frequency	50 Hz
Hydraulic pump	gear type pump
Operation pressure	250 bar
Feeding pressure	6 l/min, at 0-60 bar
Oiltank	11 l
Dimensions (LxWxH)	640 x 570 x 970 mm
Weight complete	130 kg
Order number	HA15S



Oil temperature and pressure controls



Lifting eye



Big wheels for easy moving at job site



Fully galvanized frame



Remote control

Accessories	Order number
Set of hoses, 2 parts, 10 m, for hydraulic feed	0283 100 0527
Set of hoses, 3 parts, 10 m, for hydraulic drive	0283 100 0521



Gölz KS600 - Compact wire saw for ambitious cutting jobs in PORTS and WATER GATES



BUNKER Reconstruction
Efficient and quick wire sawing in heavy walls

- Short set up at the jobsite
- Easy transport






Wire sawing in heavy reinforced concrete as also cutting of STEEL PLATFORMS and STRONGBOX



Efficient and quick cutting of CONCRETE PIPES directly in the central shaft. GÖLZ modular system allows short setup times and easy transport on and to the jobsite.





GÖLZ® - Group

GÖLZ GmbH

**Dommersbach 51 | 53940 Hellenthal
Telefon +49 2482 12-0 | Fax +49 2482 12-222
info@goelz.de | www.goelz.de**

ÖSTERREICH

**Gölz Ges.m.b.H.
Samstr. 52 | A-5020 Salzburg
Telefon +43 662 438175 | Fax +43 662 430734
info@goelz.at | www.goelz.at**

FRANKREICH

**Gölz S.A.S.
1, rue de la Mairie | F-67370 Berstett
Telefon +33 3 88 59 43 00 | Fax +33 3 88 59 47 77
info@golz.fr | www.golz.fr**

GROSSBRITANNIEN

**Golz (UK) Ltd.
Unit A5 | Springhead, Enterprise Park
Northfleet | Kent DA 11 8HB
Telefon +44 1 474 321 679 | Fax +44 1 474 321 477
info@goelz.co.uk | www.golzuk.com**

BENELUX

**Gölz Benelux N.V. Belgien
Eupener Straße 61 | B-4731 Raeren-Eynatten
Telefon +32 87 55 23 49 | Fax +32 13 78 33 28
benelux@goelz.de | www.golzgroup.com**

USA

**Golz L.L.C.
5860 East Osage Ridge Lane | Columbia MO 65203-6018
info@golzusa.com | www.golzgroup.com**



Your GÖLZ dealer

